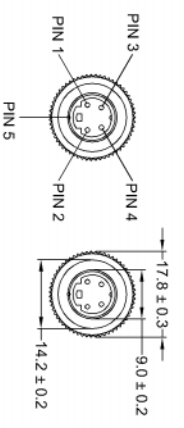
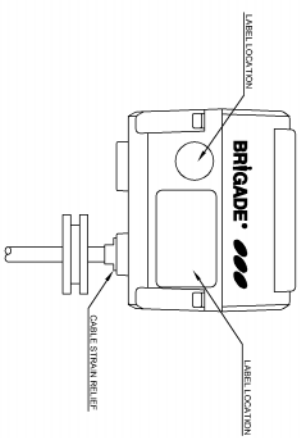
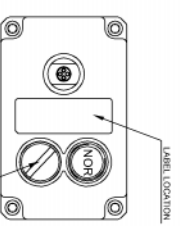
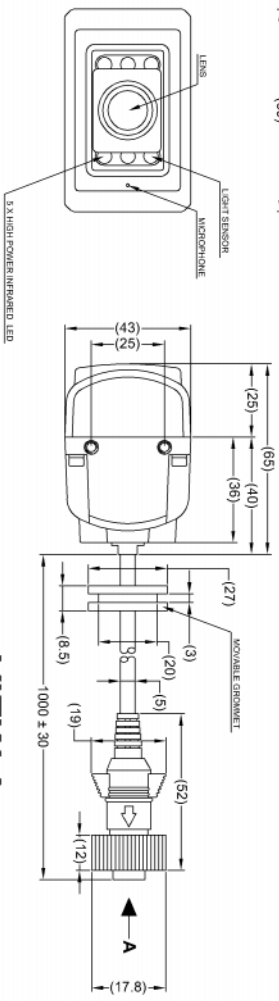
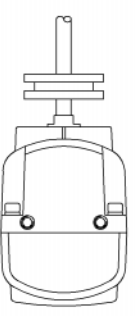
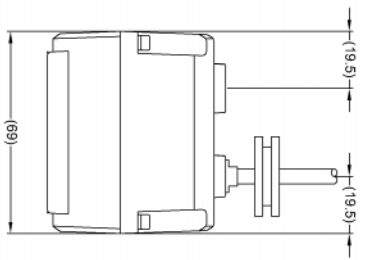


Revision Notes				
R1 -				
Appr. -	Drawn -	Checked -	Approved -	Date -



4 PIN MINI DIN MALE MATING FACE

PIN #	WIRE COLOUR	DESCRIPTION
1	YELLOW	VIDEO
2	RED	+12ZAVDC
3	BLUE	N.C
4	WHITE	AUDIO
5	BLACKSHIELD	GND

- NOTES:**
1. REFER TO "PRODUCT SPECIFICATION" FOR MORE DETAILS.
 2. REFER TO COMPONENT DRAWINGS FOR COMPONENT DETAILS.
 3. ENSURE SELF AMALGAMATING TAPE IS USED DURING INSTALLATION.
 4. ANY CUSTOMER MODIFICATION OF THIS PRODUCT CAUSING SUBSEQUENT FAILURE IS NOT A LIABILITY OF BRIGADE ELECTRONICS PLC.
 5. FOR PRODUCT LABEL REFER TO LATEST REVISION OF DRAWING BE-002900-XX-14.

PROPRIETARY NOTICE
 THIS DESIGN AND TECHNICAL INFORMATION APPEARING ON THIS DRAWING IS THE PROPERTY OF BRIGADE ELECTRONICS AND IS DISCLOSED IN CONFIDENCE. IT IS NOT TO BE COPIED, REPRODUCED, REVEALED TO OR EXPLOITED BY OTHERS, EITHER IN WHOLE OR IN PART WITHOUT THE EXPRESS WRITTEN CONSENT OF BRIGADE ELECTRONICS.



 Angle of Projection Third Angle		Assembly Pl Approval T.CHOI		Approved by B.JOHN		Checked by R.BATES		Drawn by L.BRAR	
Status	RELEASED	Units	mm	Scale	N/A	Released	10/07/15	Assembly Ref	ECC7ZHFMP
Part No	4937							BE-850C-C	
								BE-003167-00-15	

